

SONAL MERCANTILE LIMITED

105/33, Vardhman Golden Plaza, Road No. 44, Pitampura, Delhi

E.Mail: sonalmercantile@yahoo.in, Mob: 9811951188

CIN: L51221DL1985PLC022433

Date: 19-04-2014

To
The Manager (Listing),
Delhi Stock Exchange,
3/1, Asaf Ali Road,
New Delhi-110002

Sub: Submission of the Shareholding Pattern
Ref: Clause 35 of the Listing Agreement

Dear Sir,

With reference to the above captioned matter, pursuant to the provisions of Clause 35 of the Listing Agreement, please find enclosed the Shareholding Pattern for the quarter ended 31st March, 2014.

Kindly acknowledge the receipt of the same.

Thanking you,


For Sonal Mercantile Limited



Director

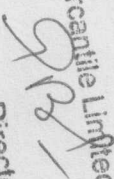
Introductory sub-table (I)(a)

Name of the Company: SONAL MERCANTILE LIMITED				
Scrip Code, Name of the scrip, class of security: sonal mercantile limited, equity				
Quarter ended: 01/01/2014 - 31/03/2014				
Partly paid-up shares:-	No. of partly paid-up shares	As a % of total no. of partly paid-up shares	As a % of total no. of shares of the company	
Held by promoter/promoter group		0	0	0
Held by public		0	0	0
Total - D		0	0	0
Outstanding convertible securities:-	No. of outstanding securities	As a % of total no. of outstanding convertible securities	As a % of total no. of shares of the company, assuming full conversion of the convertible securities	
Held by promoter/promoter group		0	0	0
Held by public		0	0	0
Total - E		0	0	0
Warrants:-	No. of warrants	As a % of total no. of warrants	As a % of total no. of shares of the company, assuming full conversion of warrants	
Held by promoter/promoter group		0	0	0
Held by public		0	0	0
Total - F		0	0	0
Total paid-up capital of the company, assuming full conversion of warrants and convertible securities	14738525	100	100	

For Sonal Mercantile Limited

 Director

Statement Showing Shareholding Pattern

Category of Shareholder	Category of Shareholder	Number of Shareholders	Table (I)(a)		Total shareholding as a percentage of total number of shares		Shares Pledged or otherwise encumbered	
			Total number of shares	Number of shares held in dematerialized form	As a percentage of (A+B) ¹ (VI)	As a percentage of (A+B+C) (VII)	Number of shares (VIII)	As a percentage (IX) = (VIII)/(IV)*100
(I)	(II)	(III)	(IV)	(V)	(VI)	(VII)	(VIII)	(IX) = (VIII)/(IV)*100
(A)	Shareholding of Promoter and Promoter Group ²							
1	Indian							
(a)	Individuals/ Hindu Undivided Family	8	753280	753280	5.11	5.11	0	0.00
(b)	Central Government/ State Government(s)	0	0	0	0.00	0.00	0	0.00
(c)	Bodies Corporate	0	0	0	0.00	0.00	0	0.00
(d)	Financial Institutions/ Banks	0	0	0	0.00	0.00	0	0.00
(e)	Any Others(Specify)	0	0	0	0.00	0.00	0	0.00
	Sub Total(A)(1)	8	753280	753280	5.11	5.11	0	0.00
2	Foreign							
a	Individuals (Non-Residents Individuals/ Foreign Individuals)	0	0	0	0.00	0.00	0	0.00
b	Bodies Corporate	0	0	0	0.00	0.00	0	0.00
c	Institutions	0	0	0	0.00	0.00	0	0.00
d	Any Others(Specify)	0	0	0	0.00	0.00	0	0.00
	Sub Total(A)(2)	0	0	0	0.00	0.00	0	0.00
	Total Shareholding of Promoter and Promoter Group (A) = (A)(1)+(A)(2)	8	753280	753280	5.11	5.11	0	0.00


For Sonal Mercantile Limited

 Director

	Public shareholding								
(B)	Institutions								
1	Mutual Funds/ UTI	0	0	0	0.00	0.00	0	0	
(a)	Financial Institutions / Banks	0	0	0	0.00	0.00	0	0	
(b)	Central Government/ State Government(s)	0	0	0	0.00	0.00	0	0	
(c)	Venture Capital Funds	0	0	0	0.00	0.00	0	0	
(d)	Insurance Companies	0	0	0	0.00	0.00	0	0	
(e)	Foreign Institutional Investors	0	0	0	0.00	0.00	0	0	
(f)	Foreign Venture Capital Investors	0	0	0	0.00	0.00	0	0	
(g)	Any Other (specify)	0	0	0	0.00	0.00	0	0	
(h)	Sub-Total (B)(1)	0	0	0	0.00	0.00	0	0	
	Non-institutions								
B 2	Bodies Corporate	24	9262615	954235	62.85	62.85	0	0.00	
(a)	Individuals								
(b)	Individuals - i. Individual shareholders holding nominal share capital up to Rs 1 lakh	305	315555	80940	2.14	2.14	0	0.00	
I	Individual shareholders holding nominal share capital in excess of Rs. 1 lakh.	70	3872675	2325735	26.28	26.28	0	0.00	
II	N.R.I.(REPT & NON-REPT)	0	0	0	0.00	0.00	0	0.00	
(c)	Clearing House/Public Trust	0	0	0	0.00	0.00	0	0.00	
(c-i)	Corporate Bodies - OCB	0	0	0	0.00	0.00	0	0.00	
(c-ii)	Intermediary/Other Depository A/c	0	0	0	0.00	0.00	0	0.00	
(c-iii)	Hindu Undivided Family	29	534400	510050	3.63	3.63	0	0.00	
(c-iv)	Clearing Members	0	0	0	0.00	0.00	0	0.00	
(c-v)	Qualified Foreign Investor -Individual	0	0	0	0.00	0.00	0	0	
(c-vi)	Qualified Foreign Investor-Corporate	0	0	0	0	0	0	0	
(c-vii)	Sub-Total (B)(2)	428	13985245	3870960	94.89	94.89	0	0	
(B)	Total Public Shareholding (B)= (B)(1)+(B)(2)	428	13985245	3870960	94.89	94.89	0	0	

For Sonal Mercantile Limited

Director

	TOTAL (A)+(B)	436	14738525	4624240	100.00	100.00	0	0
(C)	Shares held by Custodians and against which Depository Receipts have been issued							
1	Promoter and Promoter Group	0	0	0	0	0.00	0	0.00
2	Public	0	0	0	0	0.00	0	0
	Sub-Total (C)	0	0	0	0	0	0	0
	GRAND TOTAL (A)+(B)+(C)	436	14738525	4624240	100	100.00	0	0.00

For Sonal Mercantile Limited

Director

(I)(b) Statement showing holding of securities (including shares, warrants, convertible securities) of persons belonging to the category "Promoter and Promoter Group"

Sr.	Name of the	Details of Shares held		Encumbered shares (*)		Details of warrants		Details of convertible securities		Total shares (including underlying shares assuming full conversion of warrants and convertible securities) as a % of diluted share capital
		Number of shares held	As a % of grand total (A) +(B) +(C)	No.	As a percentage	As a % of grand total (A)+(B)+(C) of sub-clause (I)(a)	Number of warrants held	As a % of total number of warrants of the same class	Number of convertible securities held	
No.	shareholder									
(i)	(ii)	(iii)	(iv)	(v)	(vi)=(v)/(iii)*100	(vii)	(viii)	(ix)	(x)	(xi)
1	VISHNU MITTAL	50000	0.34	0	0.00	0.00	0.00	0.00	0.00	0.34
2	DEEP CHAND SINGHAL	37500	0.25	0	0.00	0.00	0.00	0.00	0.00	0.25
3	SUNITA BANSAL	37500	0.25	0	0.00	0.00	0.00	0.00	0.00	0.25
4	GOPAL BANSAL	37500	0.25	0	0.00	0.00	0.00	0.00	0.00	0.25

For Sonal Mercantile Limited

Director


(D)(c)(i) Statement showing holding of securities (including shares, warrants, convertible securities) of persons belonging to the category "Public" and holding more than 1% of the total number of shares

Sr. No.	Name of the shareholder	Number of shares held	Shares as a percentage of total number of shares {i.e., Grand Total (A)+(B)+(C) indicated in Statement at para (D)(a) above}	Details of warrants		Details of convertible securities		Total shares (including underlying shares assuming full conversion of warrants and convertible securities) as a % of diluted share capital
				Number of warrants held	As a % total number of warrants of the same class	Number of convertible securities held	% w.r.t total number of convertible securities of the same class	
1	LEENA INFOTECH PVT LTD	192000	1.30	0	0	0	0	1.30
2	LILY INFRA TECH PVT LTD	937145	6.36	0	0	0	0	6.36
3	ORION INFRA DEVELOPERS PVT. LTD.	771875	5.24	0	0	0	0	5.24
4	ORION PROMMART PVT. LTD.	456250	3.10	0	0	0	0	3.10
5	SHRI GANESH BUILDPRO PVT LTD	150000	1.02	0	0	0	0	1.02
6	SHYAM BUILDPRO PVT LTD	185000	1.26	0	0	0	0	1.26
7	TEASEL TRADERS PVT LTD	1018500	6.91	0	0	0	0	6.91

For Sonal Mercantile Limited


Director

8	VALUE DISTRIBUTORS PVT LTD	210000	1.42	0	0	0	0	0	1.42
9	AMETHEST BUILDCON PRIVATE LIMITED	225000	1.53	0	0	0	0	0	1.53
10	ARISE INFRA TECH PRIVATE LIMITED	225000	1.53	0	0	0	0	0	1.53
11	SHRI GANESH BUILDPRO PRIVATE LIMITED	200000	1.36	0	0	0	0	0	1.36
12	RADHEY INFRA DEVELOPERS PRIVATE LIMITED	225000	1.53	0	0	0	0	0	1.53
13	RAMA KRISHNA INFRA TECH PRIVATE LIMITED	200000	1.36	0	0	0	0	0	1.36
14	BULBUL BUILDCON PVT LTD	201000	1.36	0	0	0	0	0	1.36
15	CHIRANJIV DISTRIBUTORS PVT LTD	2327000	15.79	0	0	0	0	0	15.79
16	HI-FASHION APPARELS PVT LTD	302860	2.05	0	0	0	0	0	2.05
17	SANJAY KUMAR SHARMA	233670	1.59	0	0	0	0	0	1.59
18	MAHARATHI STEEL PVT. LTD	188610	1.28	0	0	0	0	0	1.28
19	KAPIL KUMAR JAGGARWAL	150000	1.02	0	0	0	0	0	1.02
20	NABKRI DEVELOPERS PRIVATE LIMITED	765625	5.19	0	0	0	0	0	5.19
21	VISHNU MITTAL HUF	375000	2.54	0	0	0	0	0	2.54
TOTAL		9539535	64.73	0	0	0	0	0	64.73

For Soral Mercantile Limited

Director

(1)(c)(ii) Statement showing holding of securities (including shares, warrants, convertible securities) of persons (together with PAC) belonging to the category "Public" and holding more than 5% of the total number of shares of the company

Sr. No.	Name(s) of the shareholder(s) and the Persons Acting in Concert (PAC) with them	Number of shares	Shares as a percentage of total number of shares {i.e., Grand Total (A)+(B)+(C) indicated in Statement at para (1)(a) above}	Details of warrants		Details of convertible securities		Total shares (including underlying shares assuming full conversion of warrants and convertible securities) as a % of diluted share capital
				Number of warrants	As a % total number of warrants of the same class	Number of convertible securities held	% w.r.t total number of convertible securities of the same class	
1	LILY INFRA TECH PVT LTD	937145	6.36	0	0	0	0	6.36
2	ORION INFRA DEVELOPERS PVT. LTD.	771875	5.24	0	0	0	0	5.24
3	TEASEL TRADERS PVT LTD	1018500	6.91	0	0	0	0	6.91
4	CHIRANJIV DISTRIBUTORS PVT LTD	2327000	15.79	0	0	0	0	15.79
5	NABKRI DEVELOPERS PRIVATE LIMITED	765625	5.19	0	0	0	0	5.19
TOTAL		5820145	39.49	0	0	0	0	39.49

For Soral Mercantile limited

 Director

(1)(d) Statement showing details of locked-in shares

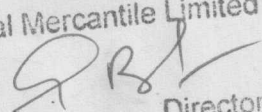
Sr. No.	Name of the shareholder	Number of locked-in shares	Locked-in shares as a percentage of total number of shares {i.e., Grand Total (A)+(B)+(C) indicated in Statement at para (1)(a) above}	PROMOTER / PROMOTER GROUP / PUBLIC
1	Nil	0	0.00	0
TOTAL		0	0.00	0

For Sonal Mercantile Limited

Director


(II)(a) Statement showing details of Depository Receipts (DRs)

Sr. No.	Type of outstanding DR (ADRs, GDRs, SDRs, etc.)	Number of outstanding DRs	Number of shares underlying outstanding DRs	Shares underlying outstanding DRs as a percentage of total number of shares {i.e., Grand Total (A)+(B)+(C) indicated in Statement at para (I)(a) above}
1	Not Applicable	0	0	0.00
TOTAL		0	0	0.00

For Sorial Mercantile Limited

Director

(b) Statement showing holding of Depository Receipts (DRs), where underlying shares held by "promoter/promoter group" are in excess of 1% of the total number of shares

No.	Name of the DR Holder	Type of outstanding DR (ADRs, GDRs, SDRs, etc.)	Number of shares underlying outstanding DRs	Shares underlying outstanding DRs as a percentage of total number of shares {i.e., Grand Total (A)+(B)+(C) indicated in Statement at para (I)(a) above}
1	Not Applicable	0	0	0.00
TOTAL		0	0	0.00

For Sonal Mercantile Limited

 Director